



**Qkr!**<sup>TM</sup>  
by MasterCard<sup>®</sup>

**What is Qkr?**

**Qkr!**™ pronounced “Quicker” is a payment application developed by MasterCard and is our preferred payment method.

To put it simply, it is online shopping for school fees, school events, excursions, text books, instrument hire etc.





**Yes**

**Qkr!**™ comes with all levels of security that MasterCard offer on all of their online banking products.

# **Qkr!**™ is available on the following devices

- Smartphones



- iPads



- Desktop & Laptop computers



# How do I use the desktop version of **Qkr!** ?

## **Step 1** Website address


Enter the following website address in to your internet browser. Please use Mozilla Firefox for best results

<https://qkr.mastercard.com/store/#/home>

Look for the Qkr! logo




This log in request will appear on your screen. Either sign in or create a new account by following the prompts.



Don't have a Qkr account yet? [Sign Up](#)

[Forgot your password?](#)



**Country**

**First Name**

**Last Name**


**Email address**

**Password**

**Confirm Password**

## Step 2 Search for our School

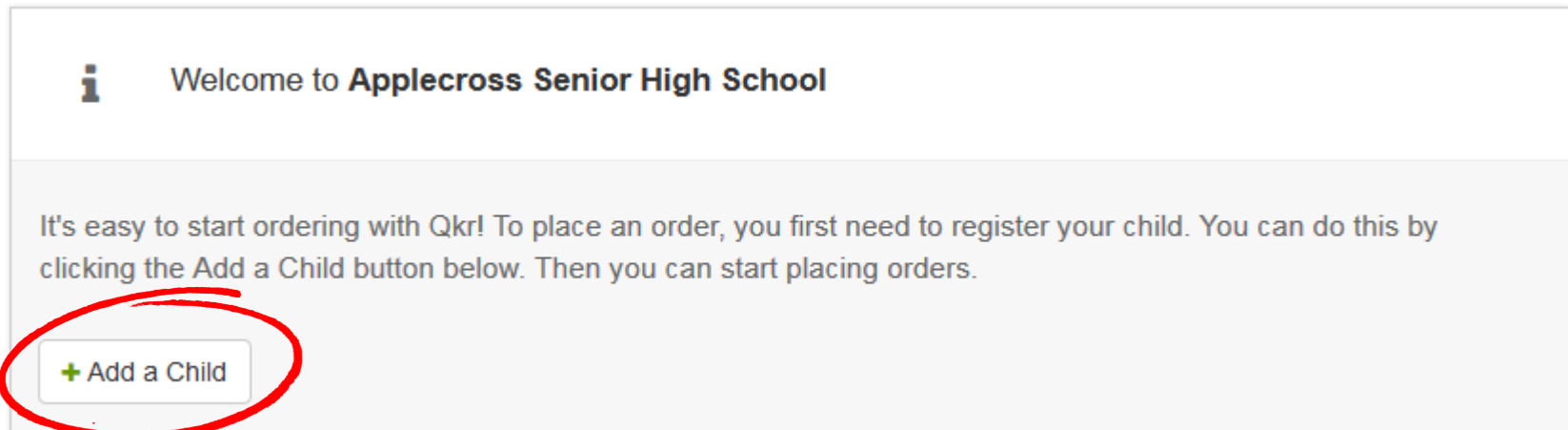
Search for Applecross Senior High School by typing “Applecross” in to the search bar

 Search

Click on the above logo. Once you have signed in for the first time, Applecross Senior High School should remain as your recent location and be saved for future purchases.

# Setting up your **Qkr!** account

On the home page, click **Add a Child** to register your child/ren. This allows you to make payments on their behalf.



**i** Welcome to **Applecross Senior High School**


It's easy to start ordering with Qkr! To place an order, you first need to register your child. You can do this by clicking the Add a Child button below. Then you can start placing orders.

**+ Add a Child**



### New Child

#### Child Details



[Add Photo](#)

**First Name**

**Middle Name (optional)**

**Last Name**

**Gender**

#### Applecross Senior High School Details

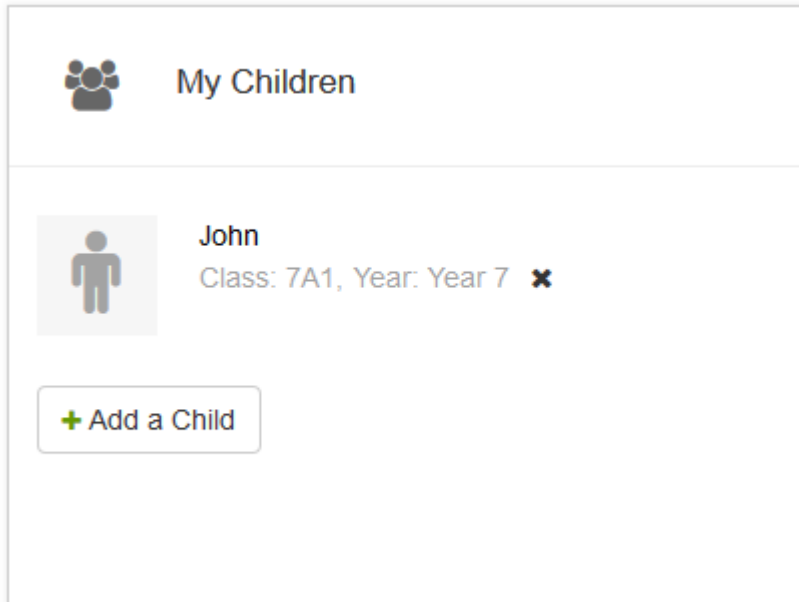
**Year**

**Class**

[Cancel](#) [Add Child](#)

Complete all the required information in the boxes as shown above and click Add Child.

At this stage you can add other children if needed.




Here you can also edit the information by clicking on the child's name.

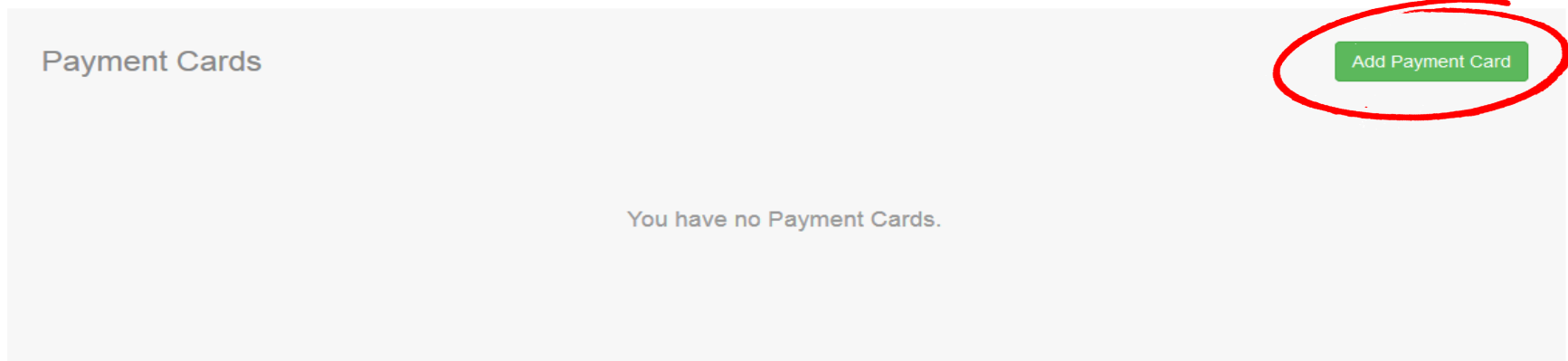
You can also remove a child's name from the list by clicking on the X.

# Setting up your payment cards

Click on the Account tab at the top of the screen.



Add your credit card details by clicking on Add Payment Card.





## New Payment Card

Card Alias

Visa OR Mastercard

Cardholder Name

Jane Citizen

Card Number

1234123412341234

Expiry (MM/YY)

11

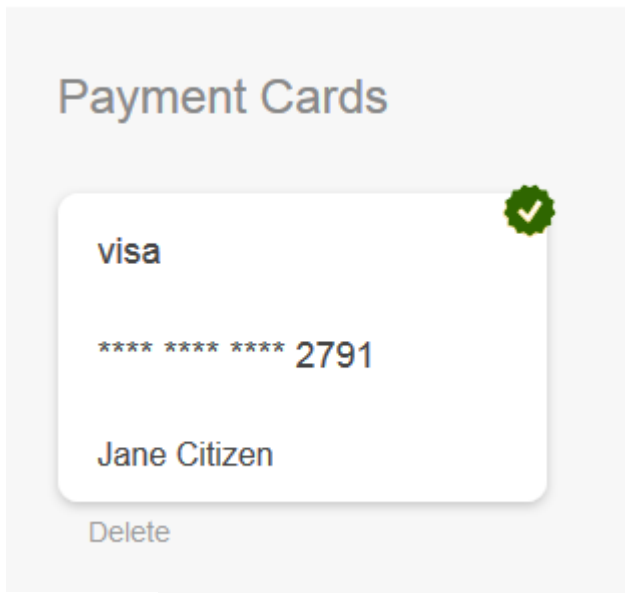
15

Cancel

Add Payment Card

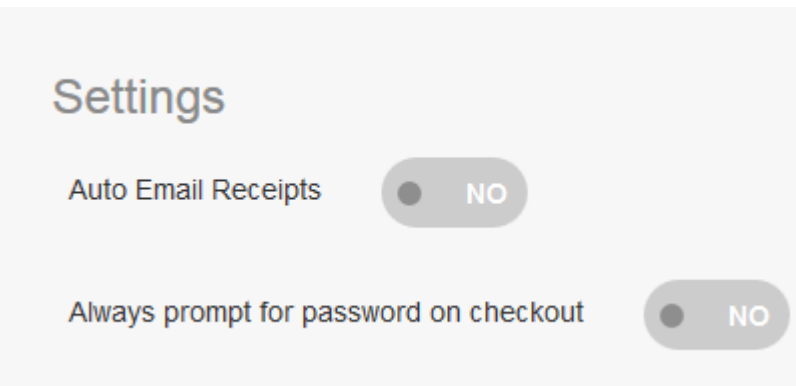
Enter all the required information in the boxes as shown and then click Add Payment Card.

For Card Alias either name it Visa or Mastercard depending on your credit card type. Amex and Diners are not accepted.



Your payment card will be listed with only the last four digits showing.

You can delete payment cards by clicking on the Delete button under the card name.

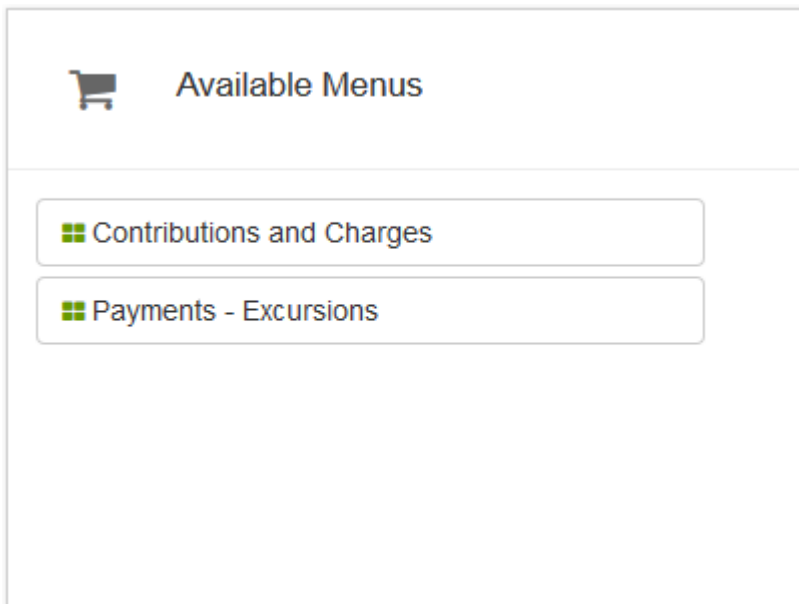


You may choose to have receipts emailed to you.

You can also have an extra layer of security by choosing password on checkout.

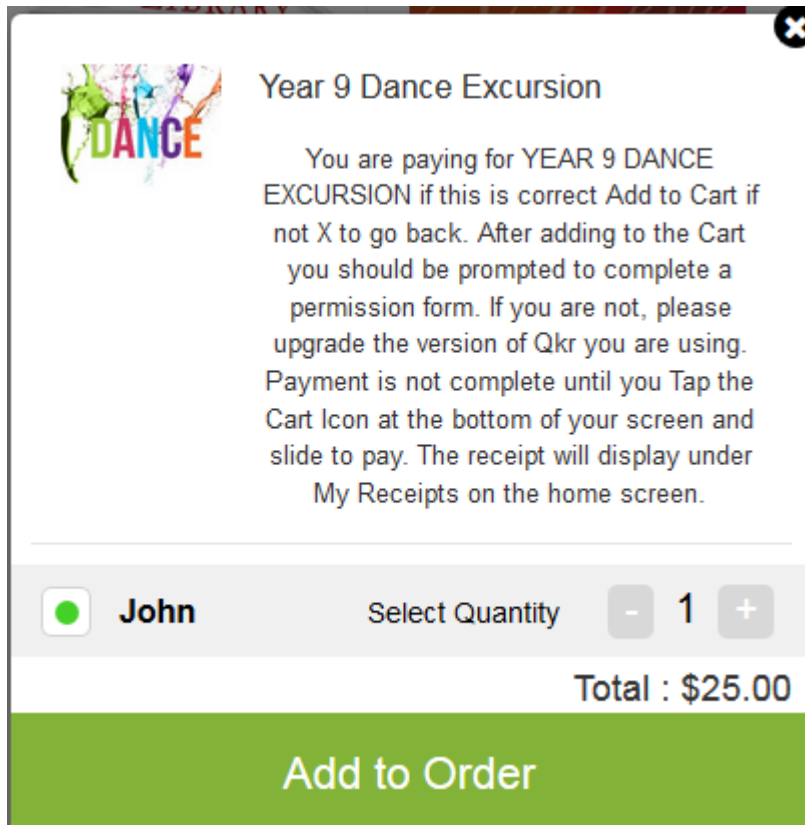
# Making a payment on **Qkr!**

At the home screen, under the Available Menus heading, click on the category for which you wish to make payment.



Depending on your selection, a new screen will appear where you can choose your purchase.

Hover over the item you wish to purchase and click to add to your shopping cart.



Check the item listed is the correct one. Click Add to Order if correct or X at the top right if incorrect. Additional information may be required.

To pay Contributions and Charges, carefully select the year group (i.e. 7-10, 11 or 12). Click.

Contributions & Charges  
Year 7-10  
Subject Contributions and Charges

Voluntary Contributions - Key Subjects  
SELECT ANY (Max 1)  
English/Math/Science/H/CC

Compulsory Charges - Elective Subjects  
Enter Amount \$

Optional Costs  
SELECT ANY (Max 4)  
Diary +\$10.00 Internet & Computer +\$50.00  
Network Printing +\$5.00  
School Magazine +\$15.00

John  
Total : \$523.00  
Add to Order

Enter the amount of the Compulsory Charges using the amount on the statement that you have received in the post.

Click Add to Order once you have finished. Your cart will turn orange.

1 item Close ^

School Payments

John  
x 1 Contributions & Charges Year 7-10 \$773.00

Total : \$773.00

Pay \$773.00

Click Pay to finalise payment





# How to reset or change your password

At the sign in page click “Forgot your password?”

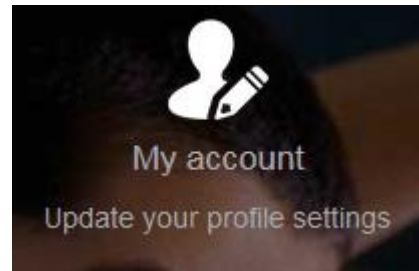


Don't have a Qkr account yet? [Sign Up](#)

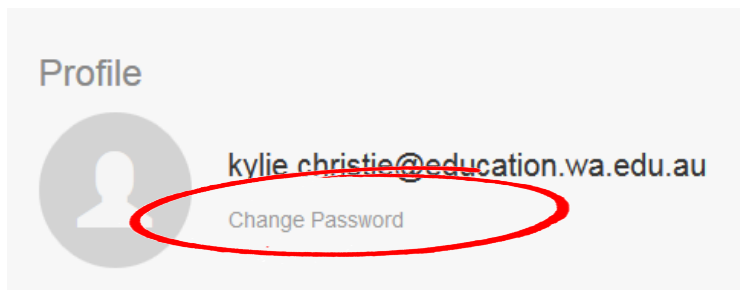
[Forgot your password?](#)

An email will be sent to the email address used to set up Qkr. Follow the prompts to reset your password.

To change your password click on 'My Account' from the home page



Click on "Change Password" you then have the capacity to change your password by following the prompts



**Change Password**

---

Old Password

New Password

Confirm Password

---

Cancel