

# APPLECROSS SENIOR HIGH SCHOOL

*Achieve*



ANNUAL REPORT  
2011

# WELCOME

In 2011 Applecross Senior High School students achieved excellent results in their academic pursuits, sporting events and a variety of Arts exhibitions and performances. Year 12 WACE results saw us ranked 35th in the Top 50 Schools list for all Western Australian Public, Private and Independent schools. We achieved 9th position in the public school sector.

Our Gifted & Talented Program and Specialist Program achieved excellence in their fields of Visual Art and Tennis. Six of our students had their work selected for the prestigious Perspectives exhibition held annually at the WA Art Gallery and eight students were successful in having their work exhibited at the Young Originals Exhibition at Edith Cowan University. Our tennis students were victorious in the A grade boys and girls Herbert Edwards Cup, the boys and girls Slazenger Cup and the girls Mursell Shield. The boys' tennis team were also very competitive in the Australia National Tennis Championships finishing third.

To support student learning the school offered many excursions, camps, competitions, performance and recital evenings. Highlights included the Fairbridge Music Camp, Year 8 Special Art Camp, Beijing Tennis Tour, school production – *Grease*, Katherine Susannah Pritchard Book-in-a-Day competition, Music Recital Evenings and the Year 12 Literature Camp.

Other successes were evident across the eight learning areas with students having many arenas to use their skills and abilities. Apart from our strong representation in the major student art exhibitions, Applecross SHS students performed exceptionally well in the Orchestra, Band, Guitar, Jazz and Choral Festivals with six of the ensembles achieving "Excellent" and the Junior Guitar Ensemble and Concert Band 2 receiving the top award of "Outstanding". In the English learning area two students received Highly Commended certificates in the All Saints Literature Creative Writing Competition for poetry, a Highly Commended in the Dorothea McKellar competition also in poetry and the top student in the Year 8 prose section of the West Australian Young Writer's Competition.

The Health & Physical Education learning area provided opportunities for a large number of students to compete in a variety of sports apart from the Specialist Tennis program. These include swimming, athletics, cross country, netball, basketball, football and soccer. Success for students in Year 8 girls netball and basketball plus boys football; first place in Year 9 girls netball and soccer; first place in Year 10 girls basketball. In Languages we achieved a fourth place across the state in the Alliance Francaise exam and first prize in the Hyogo Essay Contest. Students also achieved outstanding results in the Australian Mathematics Competition with eight students receiving a High Distinction award. Our congratulations to the seven Year 12 students who received Engineers Australia Certificates of Excellence for achieving results over 75% in each of Chemistry, Physics, Mathematics and Mathematics Specialist. An outstanding achievement!

Likewise in Science, Society & Environment and Technology & Enterprise our students enjoyed further success in various forums. In the International Competitions and Assessments for Schools in Science our participating year groups of Years 8, 9 & 10 averaged 25% above the state mean for the competition, whilst in the National Geographic Channel Geography competition, seventeen students achieved High Distinctions. In our second year with the Curtin Business School 'Excelerate' program, Applecross SHS finished second in the Best Performing School Accounting stream with a second place also for best individual performance.

An exciting development in 2011 was the introduction of the one to one *Apple / Book* program, first as a trial with our Year 9 students, followed by Year 10 students and upper school Design students. Other initiatives included the commencement of the Asian Language Hub in partnership with Ardross, Booragoon and Winthrop Primary Schools. The partnership received \$30,000 in funding to support extension opportunities for enthusiastic language students. This hub complements the European Language Hub with Applecross and Mt Pleasant Primary Schools which was introduced in 2010. Another major initiative in 2011 was the collaboration with four other local high schools to form the Fremantle Public Schools Partnership.



A Memorandum of Understanding was signed in September which outlined how the five schools will work together to further the educational experiences of their students collectively. It aims to foster existing networks, develop new networks where appropriate and to develop workable links between partner schools.

To foster our core values of Personal Best and Mutual Respect our students engaged in a number of fundraising and community service activities including the fund-raising concert for people affected by the bushfires in Perth. The *Love Across The Land* concert raised \$14,767 for the Kelmscott fire victims and the combined efforts of the Year 11 and Year 12 Language classes raised over \$1300 for the World Vision Japanese earthquake appeal. Other community service activities included the Year 10 recycling project and the land reclamation projects in York and Wireless Hill with the Year 9 AE Science and S&E classes. The Shoebox appeal was once again very successful with 57 shoeboxes completed by Applecross students and staff for delivery to third world countries. Also for the first time Applecross SHS students participated in the World Challenge expedition. Seventeen Year 10 and 11 students travelled to Laos and Vietnam in a leadership development challenge that focussed on aspects of physical challenge, community project work and cultural enrichment.

To finish off an excellent year our Head Boy and Head Girl were selected to attend the State Reception at the Gardens of Government House in honour of Her Majesty Queen Elizabeth II and His Royal Highness, The Duke of Edinburgh. It was a great privilege for Applecross Senior High School to have been invited to send a delegation. We were also privileged in having a Year 11 student selected to perform in the Student Choir at the Commonwealth Heads of Government (CHOGM) 2011 Opening Ceremony. As part of CHOGM two Year 10 students, were invited to participate in the 2011 Commonwealth Youth Forum, formally opened by the Hon Julia Gillard MP, Prime Minister of Australia.

The P&C supported the school with the provision of additional funding of \$90,000 to support technology in the classroom, an upgrade to the pool area, five Apple I Books for staff use and support of author/artist workshops. They also contributed to the library, chaplaincy, Special Art and music programs, plus provided funding for after-school tutoring for Year 11 & 12 students.

Our academic, cultural and sporting achievements in 2011 were significant. At the same time it was pleasing to see that the redevelopment project advanced with the forward works of new tennis courts and long jump pit being completed. Another important milestone during the year was our successful application for Independent Public School status. Our vision as an IPS is to achieve the flexibility to respond to the changing needs of our school community and we are committed to raising the standards and achievements of Applecross SHS through the on-going partnership with our parents.

I wish to thank the school community for your support throughout the year and take pleasure in sharing this report with you.

**Maureen Lorimer**  
**Principal**

*Achieve now  
for the future*





# ACADEMIC RESULTS

## Year 12 Results

Ranked 35th out of all schools in best schools league table  
75% in one TEE subject

Ranked 9th out of all public schools in best schools league table  
75% in one TEE subject

Average student ATAR of 82.5

3 students scored an ATAR above 99

20 students scored an ATAR above 95

58 students scored an ATAR above 90

111 students scored an ATAR above 80

41% ATAR students performed in the top one third of the state

6 subjects in Top 10 performing Schools in the State –  
Accounting & Finance, English as an Additional Language/  
Dialect, Health Studies, Japanese: Second Language, Music  
and Visual Arts

42 students completed a Certificate II or higher

97.59% Graduation rate

*Note: ATAR = Australian Tertiary Admissions Rank*

## Special Awards

16 Certificates of Excellence for earning 10 A grades over  
Year 11 and 12

1 recipient of a UWA Fogarty Foundation Ward for Excellence

1 recipient of a UWA Sports Development Scholarship (Basketball)

1 recipient of a Curtin Engineering Excellence Scholarship

1 recipient of a Curtin Humanities Excellence Scholarship

1 recipient of a Curtin Business School Excellence Scholarship

2 recipients of a Curtin Principals Recommendation Award

1 recipient of a Curtin STAR Award

1 recipient of a 4 year full scholarship to University of  
Vanderbilt, Nashville, Tennessee

Winner of the Newmont Asia-Pacific Tertiary Education Scholarship

## Further studies

88% of students who applied received first round  
university offers

### Gifted & Talented: Visual Art program

100% graduation (11 Students)

### Specialist Tennis program

100% graduation (17 Students)

### Flexible Learning Program

28 students completed the program

100% Graduation for Year 12 Flexible Learning students

2 students completed Certificate I in Automotive and  
Construction & Plumbing

15 students completed Certificate II, 5 students completed  
Certificate III and 1 student completed a Certificate IV in a  
range of areas including:

- Business
- Community Services
- Electrotechnology
- Financial Services
- Engineering
- Health Support Services
- Hospitality
- Hairdressing
- Information Technology
- Security Operations

5 students entered fulltime work

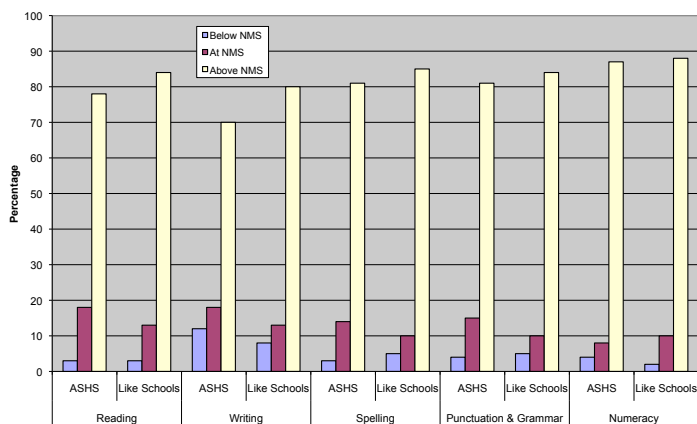
8 students gained Apprenticeships

13 students gained entry to TAFE

2 students gained entry to university

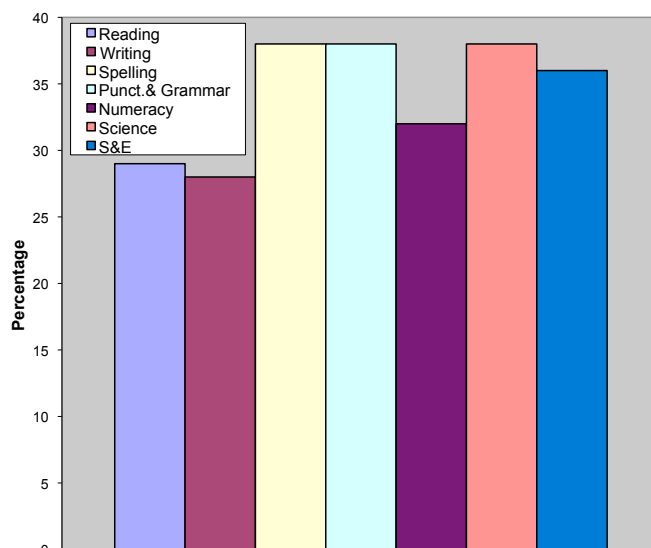


## Applecross SHS Year 9 NAPLAN 2011 results compared to Like Schools



Our NAPLAN results indicate that Applecross SHS exceeds public school performance in all areas (not indicated on graph) and performed slightly lower than Western Australian Public Like Schools with respect to percentage of students above the National Minimum Standard. Our strength in numeracy is evident with 87% of students above the National Minimum Standard.

## Applecross SHS Year 9 State and National Testing



State and National Testing indicates Applecross SHS can boast between 29% and 38% of our Year 9 students are in the top 20% of all students in Reading, Writing, Spelling, Punctuation & Grammar, Numeracy, Science and Society & Environment. This is an improvement in the performance for students in the top 20% bracket across all areas compared to 2010.

## STUDENTS

Full student numbers 1237  
 Years 8 -10 659  
 Years 11& 12 578  
 Overall secondary attendance for 2011:  
 School 92.8%, State 87.5%  
 62 students achieved an Endorsed program (other than VET)  
 72 students completed a Certificate I in Years 10 to 12  
 44 students completed a Certificate II in Years 10 to 12  
 8 students completed a Certificate III in Years 10 to 12

## International Students

Our International Fee Paying Students program grew from 14 to 21 students in 2011. The international program enriches the educational experiences of both local and overseas students by providing cultural diversity which leads to greater understanding and global tolerance. Applecross SHS has two specialist teachers of English as a Second Language who run classes for students from diverse cultural backgrounds in Years 8 – 12. Our students are from a range of countries:

Columbia	1	Nepal	1
China	1	South Korea	5
Indonesia	6	Singapore	1
Hong Kong	3	Thailand	1
Maldives	1	Vietnam	1



# 2011 ACHIEVEMENTS

Applecross Senior High School offers many opportunities where students may participate and develop in a broader community context. 2011 saw our students excel in a variety of fields. Our school motto of *Achieve* is exemplified in these many examples of Applecross SHS students being involved and giving their best.

## CO-CURRICULAR

*Commonwealth Youth Forum*

2 Year 10 students represented the school

*Shoe Box Appeal*

57 boxes collected

*World Vision 40 Hour Famine*

\$13,355 raised

*UNIFEM International Women's Day*

2 Year 12 students invited to participate

*New Zealand tour*

40 Year 11 students participated

*World Challenge expedition*

17 Year 10 & 11 students participated

## CAREER & VOCATIONAL EDUCATION

*White Card*

15 students completed requirement for working in construction industry

*Work Experience*

57 Year 10 Career Education & VET Business students participated in work experience

*Employment Advantage program*

14 Year 11 students completed

*Workplace Learning*

100 Year 11 & 12 students participated in Stage 1 course

## ENGLISH

*West Australian Young Writer's Competition*

Year 8: Winner – Prose

Year 10: 3 finalists – Poetry & Prose

*Fremantle School District Debating Competition*

Year 10: winning team

*Australasian Schools English Competition*

Year 8: 1 High Distinction

Year 9: 2 Distinctions

Year 10: 4 Distinctions

Year 11: 1 High Distinction

Year 12: 1 High Distinction

*Dorothea MacKellar Poetry Competition*

Year 10: 1 Highly Commended

*Katherine Susannah's Write a Book in a Day Competition*

Year 10: 2nd place

Year 10: Winner Best Illustration Award

*All Saints Festival Literature Competition*

Year 9: 1 Highly Commended – Poetry

Year 11: 1 Highly Commended – Poetry

*Sir Frances Burt Speech & Leadership Contest*

Year 12: 1 State finalist

*Colin Theile Poetry Prize*

Year 12: Winner

*EAL/D*

In Top 10 performing schools - Year 12

Stage 3 results

## HEALTH & PHYSICAL EDUCATION

*School Sport Australia National Tennis Championships*

Boys team: 3rd place

Girls team: 8th place

*Slazenger Cup (Years 10-12 Tennis students)*

Boys & Girls team: 1st, 2nd, 3rd & 4th place

*Mursell Shield (Years 10-12 Tennis students)*

Boys team: 2nd place

Girls team: 1st place

*Herbert Edwards Cup (Years 8 & 9 Tennis students)*

Boys & Girls teams: 1st, 2nd, 3rd & 4th place

*Lightning Carnivals*

Year 8: 1st place girls B1 Division Netball,

1st place boys A Division Football,

1st place girls A Division Basketball,

2nd place girls C3 Division Netball

Year 9: 1st place in girls A2 Division

Netball, 1st place girls B Division Soccer,

2nd place boys B Division Soccer,

3rd place boys A Division Football

Year 10: 1st place girls A Division

Basketball, 3rd place A Division Soccer

and Football, and 3rd place girls

B Division Basketball

*All Schools Cross Country Championships*

15 students competed with 2 finishing

in the top 8

*Interschool Swimming Carnival*

6th place in A division

14 years champion girl

*Interschool Athletics Carnival*

8th place in A division

16 & over champion girl

14 years runner up champion boy

*Interschool Volleyball Tournament*

1st place boys and girls

*Interschool touch tournament*

3rd place girls

*Stage 2 Health Studies*

In Top 10 performing schools

## LANGUAGES

*Alliance Francaise Examinations*

1 student in top 5 students in WA

2 students in top 20 students in WA

*Year 12 ATAR Results*

French: 2 students gained a final TEE

Score of over 80%

Japanese: 4 students gained a final TEE

Score of over 80%

Stage 3 Japanese: Second Language - in

Top 10 performing schools

*ACER Language Examinations*

French Year 11: 1 student gained High Distinction in Reading (Cert 3)

French Year 11: 1 student gained High Distinction in Listening (Cert 3)

French Year 10: 3 students gained High Distinction in Reading (Cert 2)

French Year 10: 2 students gained High Distinction in Listening (Cert 2)

Japanese Year 11: 1 student gained Distinctions in Reading (Cert 3)

Japanese Year 11: 1 student gained Distinction in Listening (Cert 3)

Japanese Year 10: 2 students gained High Distinction in Listening (Cert 2)

Japanese Year 10: 3 students gained High Distinction in Reading (Cert 2)

*Hyogo Essay Competition*

Year 10 student one of 3 winners trip to Japan

*Japanese Exchange Program*

Hosted 15 students from Takarazuka City

*Asian Language Hub*

Selected to participate in this project with 3 local primary schools

*Reunion Island Exchange*

Hosted 14 students from Reunion



## **MATHEMATICS**

### *Have Sum Fun Competition*

Lower School: 17th and 19th place out of 32 teams

Upper School: 10th place out of 25 teams

### *Have Sum Fun On-line Competition*

Year 8: 5th place, out of 98 teams

Year 9: 8th place out of 46 teams

Year 10: 1st and equal 3rd place out of 27 teams

### *Australian Mathematics Competition*

Year 8: 6 students in top 1%

Year 9: 1 student in top 1%.

Year 10: 1 student in top 1%.

Year 12: 2 students in top 1%.

Our students gained 40 Distinctions and 58 Credits

### *Australasian Problem Solving*

#### *Mathematical Olympiad*

Year 8: 3 students in top 10% and 10 students in top 25%.

Year 9: 1 student in top 10% and 11 students in top 25%.

## **SCIENCE**

### *Australasian Schools Science Competition*

Year 8: 1 distinction

Year 10: 5 Distinctions

### *ICAS Science Contest*

Years 8 to 10: Each year group scored 21% above State mean

1 certificate of High Distinction

8 certificates of Distinction

9 certificates of Credit

Year 10: 1 student with High Distinction was the recipient of the Tristan Dravniek Award

### *Australian Science Olympiad's Physics*

#### *National Qualifying Examination*

Year 10: 1 Distinction

### *Royal Australian Chemical Institute's Chemistry Quiz*

Years 10: scored 8% above state mean

Year 11: scored 18% above state mean

Year 12: scored 11% above state mean

7 certificates of High Distinction

7 certificates of Distinction

5 certificates of Credit

### *National Youth Science Forum*

1 Year 11 student selected to attend

### *Engineers Australia Certificates of Excellence*

Year 12: Awarded to 7 students

## **SOCIETY & ENVIRONMENT**

### *Australian Geography Competition*

17 students achieved High Distinctions

### *Year 9 WAMSE S&E*

31% of students in the top 20% across the state

### *Year 9 WAMSE S&E – ICP strand*

35% of students in the top 20% across the state

## **STUDENT SERVICES**

### *World Vision Global Leadership Convention*

7 students represented Applecross SHS

### *House Reward*

300 students participated

### *Long Tan Awards*

3 students received awards from the Australian Defence Force

### *City of Melville men's program*

10 Year 9 students participated

## **TECHNOLOGY & ENTERPRISE**

### *Curtin University – Excelerate Accounting program*

8 students accepted into program –

4 High Distinctions and 4 Distinctions

2nd highest performing school

### *Accounting & Finance*

In Top 10 performing schools - Year 12

Stage 3 results

### *Accounting & Finance*

50% of Stage 3 Accounting & Finance students had this as their best or second best scoring subject

### *Certificate I Information Technology*

6 Year 10, 19 Year 11 and 13 Year 12 students completed this qualification

### *Certificate II Information Technology*

9 Year 12 students completed this qualification

### *Certificate I Business*

12 Year 10, 17 Year 11 and 7 Year 12 students completed this qualification

### *Certificate II Business*

19 Year 12 students completed this qualification

### *Certificate III Business*

6 Year 12 students completed this qualification

### *Food technology*

Year 8 students provided morning & afternoon tea for parents

### *Australia's Biggest Morning Tea*

Year 11 Food Science & Technology students provided Devonshire tea

## **THE ARTS**

### **Dance & Drama**

#### *Performance Evenings*

Year 10 – 12 school production (Grease), Year 12 Monologue Evening, Lower School Drama Showcase and Year 11 Drama Showcase

#### *WAAPA*

5 Year 12 students accepted into theatre design & music programs for 2012

### **Music**

#### *Chaplaincy dinner*

4 students provided entertainment

#### *Year 12 Stage 3 Music*

In Top 10 performing schools

#### *Music Concerts*

Winter and Summer concerts featuring Years 8 - 12 students

#### *Orchestra, Band, Guitar, Jazz & Choral Festivals*

Adjudicated results of Outstanding and Excellent

#### *Recital Evening*

Years 11 & 12 solo performances

### **Visual Art**

#### *TEE Visual Art & Design*

Top Stage 3 Visual Art production mark in WACE exam

Top Stage 3 Design exam mark in WACE Exam

#### *Young Originals Exhibition*

8 students selected to exhibit

#### *Perspectives Exhibition*

6 students (7 artworks) selected to exhibit at the Art Gallery of WA

#### *Young Masters program for Year 6 students*

34 Primary Schools invited to participate

#### *Central TAFE Metamorphosis Exhibition*

5 students selected to exhibit

#### *Art Blast exhibition*

Lower school students exhibited work

# PRIORITY AREAS

A thorough review of our school priorities early last year, resulted in the formulation of the 2011 – 2013 School Plan. Our School Plan will ensure that we strive for excellence in all aspects of our school operations, allowing our students to achieve to the best of their ability and develop skills and values that will enable them to transition successfully into further education, training or employment.

## The four priorities for 2011- 2013 are:

- High Quality Teaching and Learning
- Collaboration and Partnerships
- Academic, Social & Emotional Achievement
- Australian Curriculum Implementation.

To support the school priorities we undertook several key initiatives with a clear focus on classroom practice and professional learning for teachers. In 2011 the school adopted the Instructional Strategies program – an intensive workshop and collegial observation program, designed to update teachers' knowledge about best teaching practice and equip them to increase student engagement in learning. In 2011 thirty-six teachers took part in the Instructional Improvement Program. All teachers will be involved in the program over the next 3 years.

Another key initiative in 2011 was the increased use of technology with the rollout of the 1 to 1 laptop program for Year 9, 10 and selected senior school students. Teachers were provided with extensive Professional Learning in the use of ICT in the classroom to enhance student outcomes. Another major development was the installation of data projectors to almost all teaching classrooms, providing our teachers with the best in contemporary teaching resources.

As part of our focus on academic achievement, individual education plans and case conferences were organised for fourteen identified students from Years 8 – 12 and their teachers. Meetings targeted appropriate improvement strategies for the classroom and review of students' progress.

Key communication initiatives used to provide information to parents included the School Bulletin and regular mail-outs to individual year groups, information evenings targeting specific year groups and Parent Teacher Meetings. Letters of Concern and Commendation were also an important means of working in partnership with parents, keeping them well informed about the progress of their children. Rewarding students by acknowledging their classroom commitment, good behaviour and attendance, success in tests, competitions and other events, occurred through Student of the Month Award, House Reward luncheon and Certificates of Achievement. In addition we have worked with both students and parents on the reinforcement of the schools values at public events.

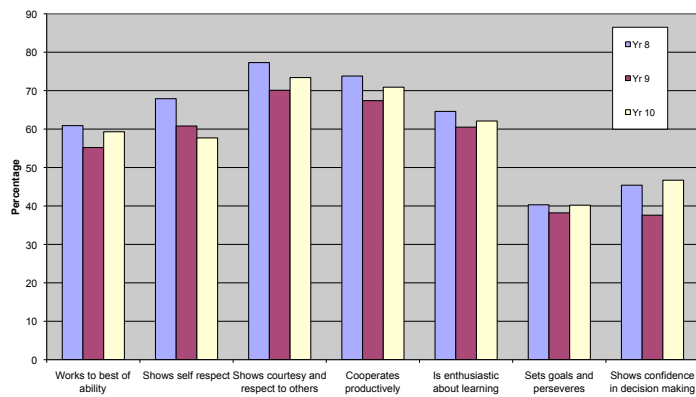
We worked collaboratively with our partner primary schools to enhance the transition process from primary to high school with a 'Super Science' program for Year 5 & 6 students. Additionally the European & Asian Language Hub programs provided a variety of immersion classes for primary students assisted by secondary students. The Visual Art has continued to run a successful Young Masters program for Year 6 & 7 students who have been identified as talented by their teacher. The Fremantle Public School Partnership provided opportunities for selected groups of Applecross students to engage in the Careers Carousel program and to attend revision courses at Murdoch University. Plus our partnership with the University of Western Australia saw 22 mentors from UWA work with 39 of our students.

All teachers were introduced to the seven basic capabilities and cross curricula priorities of the Australian Curriculum. The English, Mathematics, Science and Society & Environment learning areas undertook an audit of current curriculum to plan for the implementation of the Australian Curriculum in 2012 to the Year 8 cohort.





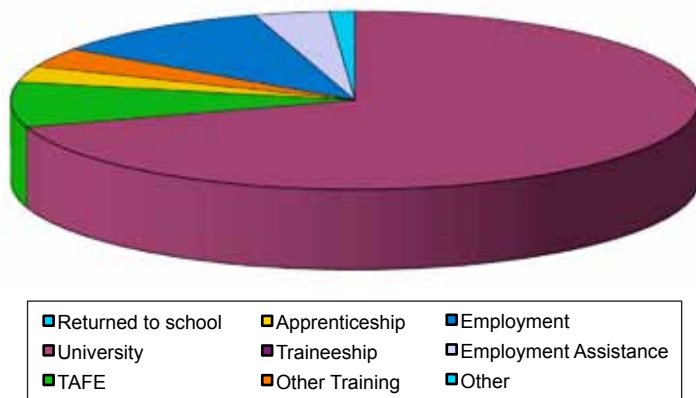
## Applecross SHS Years 8 – 10 Values



Values data derived from teacher judgements as reported to parents in the 2011 Semester 2 report have improved overall in the areas of 'working to the best of their ability' and 'showing courtesy and respect for others'. It is pleasing to note that a healthy percentage of our students consistently demonstrate cooperation, courtesy and respect, are hard working and enthusiastic about their learning. A lower percentage of students compared to previous years consistently set goals and were confident in making decisions.

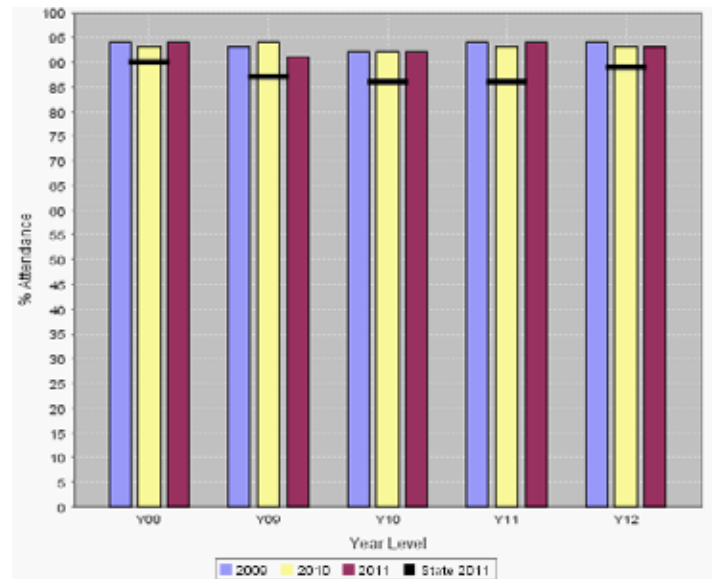
## Year 12 Destination Data

70% of the 2010 cohort attended university in 2011 compared to the public school average of 31%. 8.2% of Applecross SHS students attended TAFE compared to 15.7% and 10.6% took up employment compared to the state average of 29%.



## Applecross SHS Attendance by Year Level

Our expectation that each student will take individual responsibility and make a positive contribution to the school community has resulted in our overall attendance for 2011 being 92.8% (5.3% above the state mean) and 97.5% Secondary Graduation.



## 2011 New Staff Survey

New teachers to the school were surveyed regarding the students, staff and systems at Applecross SHS. The results were very pleasing and a positive reflection on our school.

### New teachers found our students were:

- punctual and polite
- well behaved
- well informed regarding school procedures

### New teachers found other staff to be:

- welcoming and supportive
- friendly and enthusiastic about teaching
- highly experienced

### New teachers found our systems to have:

- strong behaviour management structure
- high expectations of students
- strong support for literacy



## STAFF

In 2011 at Applecross SHS there were 14 Administration Staff including the Principal, 3 Deputy Principals, 8 Heads of Learning Areas and 2 Program Coordinators. The teaching staff consisted of 7 Level 3 Classroom Teachers and a further 81 teachers with over 50% at Senior Teacher level.

All teaching staff met the professional requirements to teach in Western Australian schools and are registered with the Western Australian College of Teaching. In addition to this there were:

- 1 staff member with a PhD in Physics
- 5 staff members with a Masters Degree
- 26 staff members with post graduate studies or honours
- 12 staff members with a Certificate IV in Training & Assessment

There were also 36 full or part time support staff including a Business Manager, school and library officers, Education Assistants, Language Assistants, art technician, computer technician, lab technicians, district youth officer (supporting the VET program), home economics assistants, gardeners, school nurse, chaplain, youth worker and school psychologist.

Additionally the 30th anniversary of the Sister State relationship between Western Australia and Hyogo Prefecture Japan saw Mr Hisanaga Matsumoto, Hyogo exchange teacher, being based at Applecross SHS for three days a week in 2011.

Various members of our staff warrant special mention for their successes, in 2011, in areas allied to their teaching roles. As a recipient of a Churchill Fellowship, Veronica Lake our Head of English Learning Area, had a nine week trip to investigate the major theatre companies of England

and Ontario, Canada and the programs they have in place to promote and connect Shakespeare's plays with young people today. Ms Lake adapted those activities for her classroom work and annual Literature Camp, and shared the ideas with interested staff members of the English faculty. Ms Lake was also involved in the development of a partnership with the University of Western Australia and *The History of Emotions Project* which is focussing on the reintegration of the New Fortune Theatre (a Shakespearian Stage) into the community.

Susette Rose, Head of Languages Learning Area, was selected as the accompanying teacher for the student winners of the Hyogo Essay Competition to Kobe, Japan in September 2011. The competition was part of the 30th anniversary celebrations of the Western Australia - Hyogo Prefecture Sister State relationship. Ms Rose was also awarded the Modern Language Teachers' Association of Western Australia 2011 "The Hilde Dixon Award" for outstanding contribution to languages education.

Tim Stapleton, Teacher-in-Charge of Music, was selected as a semi finalist in the WA Premier's Secondary Teacher of the Year in the 2011 WA Education Awards.

Jodi Lambert, our Head of Learning Area Health & Physical Education, was the coach of the Australian Junior 4x100m relay squad and team manager for the Australian Youth Track and Field team that competed at the World Youth Championships in France in July. Also from Health and Physical Education, Lee Jarvinen was awarded the Department of Education's Level 3 Classroom Teacher status for exemplary practice in teaching and learning, bringing the total number of Level 3 Classroom Teachers to seven.

16 staff members have been at Applecross SHS for 20+ years and a further 40 staff for 10+ years, which provides a strong commitment and stability to the school.





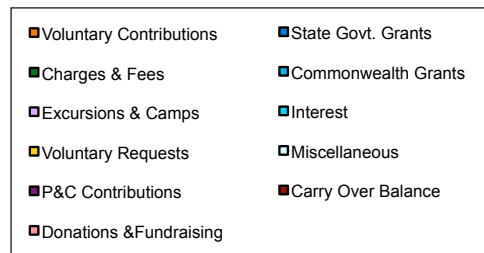
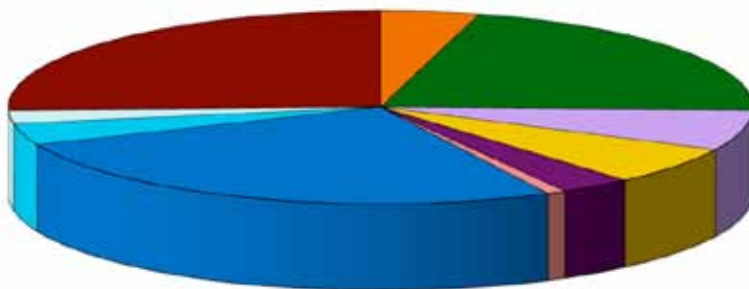
# FINANCIAL REPORT

The school budget is monitored by the school's Finance Committee which meets on a monthly basis to review expenditure, consider new initiatives and plan for future projects. One of the principle sources of revenue for Applecross SHS is derived from Voluntary Contributions and Charges and School Grants. Our charges collection rate for 2011 was 98% for both lower school and upper school students, which is on par with 2010. Voluntary contributions were 89% which is 4% higher than 2010 but still 5% lower than the previous year. This funding enabled the school to provide quality learning programs to the students supported by technology and teaching resources.

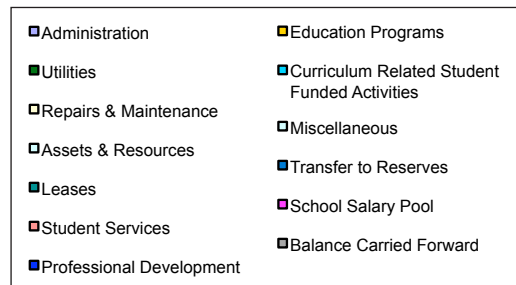
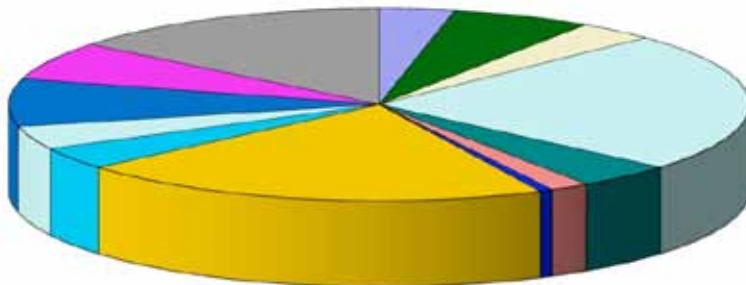
The funds carried over into 2011 included the Commonwealth Government Grant funding for the 'Computers in Our Schools' program. This was fully expended during the year on the roll out of the Macbook program. Funds carried over into 2012 include IPS transition funding, Hot Rocks and P&C funding for the Environmental Sustainability project plus funding allocated to the salary pool to support the Instructional Strategies workshops for teachers.

The P&C contributed \$90,000+ to the school in 2011 with \$40,000 ear-marked for Smartboards and interactive data projectors, \$12,000 for senior school revision programs, \$17,000 for pool area upgrade and \$20,000 to support Special Art, Music, Chaplaincy and the Library. A number of smaller initiatives were also supported.

## 2011 Revenue



## 2011 Expenditure







For further details please visit the website

## APPLECROSS SENIOR HIGH SCHOOL

30 Links Road  
Ardross WA 6153

**Tel** (08) 9314 9393 **Fax** (08) 9364 1832

**Email** [axshs.email@education.wa.edu.au](mailto:axshs.email@education.wa.edu.au)

**Website** [www.applecross.wa.edu.au](http://www.applecross.wa.edu.au)

*The artworks featured in this report are by the 2011 Year 11 & 12 Design and Visual Art classes and the Year 8 Special Art students.*

